

Key vocabulary

Wassily Kandinsky
Paul Klee
Romero Britto
art / artists
brush strokes
lines
expression
background
landscape/portrait
light/heavy
bright/dull
abstract
primary colours
secondary colours
warm
neutral
tones
dab
contrast
compliment
vertical
horizontal
equipment
famous
exhibition
museum
paint
pattern
shape
cubism
tint
mix
blot

Art – Abstract Art

Year 1 Knowledge Organiser

In this art topic we will focus on 3 abstract artists: Wassily Kandinsky, Romero Britto and Paul Klee.



straight line



wavy line



sharp line



smooth line



thick line



thin line



smudged line



pattern



colour




primary colours



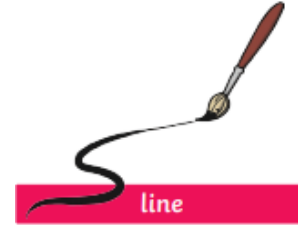
warm colours



cool colours



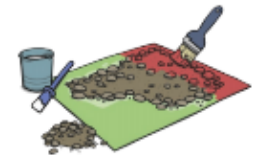
colour mixing



line



tone



texture



shape



form



Ways to use your knowledge



organiser at home

Knowledge Organisers have some important information that you will need for your topic. Below are some ideas for how you can use your knowledge organiser at home.

1. Look up your key vocabulary using a dictionary to find out what each of the words mean and put them into sentences.
2. **LOOK, SAY, COVER, WRITE, CHECK:** Read a specific part from the knowledge organiser; read out loud the information; cover the information; and write out everything you can remember! Then, check it is correct.
3. Draw everything you can remember from the knowledge organiser in picture form.
4. Mind ma: write everything you know about your topic.
5. Write a quiz and answer: construct quiz questions from the information in the knowledge organiser and see if you can get a family member to take part.
6. Draw out diagrams of key terms (where possible) and label them.
7. Create an art image linked to the topic.
8. Write a short information text about your topic.